



BATTERY DISCHARGE PROTECTION SYSTEM (KIT 192-935)

COMPLETE BATTERY PROTECTION

AGAINST

DEEP DISCHARGING • OVER USE OF ACCESSORIES • PARASITIC DRAIN



— THE BATTERY KILLERS —

ASSURES RESTART VOLTAGE • EXTENDS BATTERY LIFE

— NO MORE JUMP START —

APPLICATIONS:

- TRUCK – CAB AND SLEEPER
- CAR CARRIERS
- CARGO LIGHTS
- LIFT GATES
- MARINE
- PICKUPS AND VANS
- RV'S / MOTORHOMES
- AUTOS



- LOW COST
- EASY TO INSTALL
- THREE - YEAR WARRANTY
- NO LIMIT TO USEFUL LIFE

BATTERY DISCHARGE PROTECTION SYSTEM

SYSTEM DESIGN:

This system protects batteries from DEEP DISCHARGING, caused by OVERUSE of ACCESSORIES or PARASITIC DRAIN when engine is stopped. —**THE BATTERY KILLERS**—

At low voltage an audio alarm sounds with flashing indicator light for eleven (11) seconds followed by an all-circuit switch-off. —**NO MORE JUMP STARTS**—

With ignition ON, power is supplied direct to all circuits with no possible switch OFF while driving. Should charge circuit fail with engine running, at low voltage the alarm sounds with flashing light to notify the driver, however no circuit switch off can occur.

System design simplicity results in TOTAL protection, ease of installation, low cost with ZERO maintenance and unequaled dependability.

FEATURES:

This product utilizes the most advanced technology to address the problems experienced from today's needs to meet driver comfort. This system resolves the technology demands applied to the electrical system by improving existing capacity without impacting capital investment.

On each engine start-up the system automatically resets and self-tests which is indicated by an audio alarm and a flashing light for three (3) seconds.

Note: A manual reset button / light indicator with no automatic reset is also available upon request.

COMPONENTS:

System consists of four (4) components and a connecting harness.

1. ECM

Circuit design is processor controlled and temperature stable, protected for over-voltage, reverse polarity and load dump plus RF filtering. Module can operate with internal or external grounded relays. The set point is adjustable with an LED for indicating the switch point which is located on the connector end.

2. Switching Relay

Continuous duty relays of 100 or 200 amp capability are available to meet requirements. Existing relays may also be used.

3. Low Battery Light Indicator

A single component with bright LED for low battery indication.

4. Oil Pressure Switch

An engine oil pressure switch is included for safety to assure that5 switch-off engine running can not occur.

5. System Harness

Harness was designed to facilitate installation using module connector, supplied conduit, hardware and securing ties.

BATTERY DISCHARGE PROTECTION SYSTEM

INSTALLATION PROCEDURE:

1. ECM

The control module is lightweight and slightly larger than a cigarette pack. Mounts as is convenient using double-sided tape or with hardware into mounting holes in module, under the instrument panel, connector pointing down. Integral connector mates with harness.

2. Switching Relay

Position relay near the power bus and connect inline from the battery to the bus. Existing relays may also be used.

3. Low Battery Light Indicator

Determine convenient location and drill a 1/2" diameter hole to accept part. Feed connector wires through hole and push into place.

4. Oil Pressure Switch

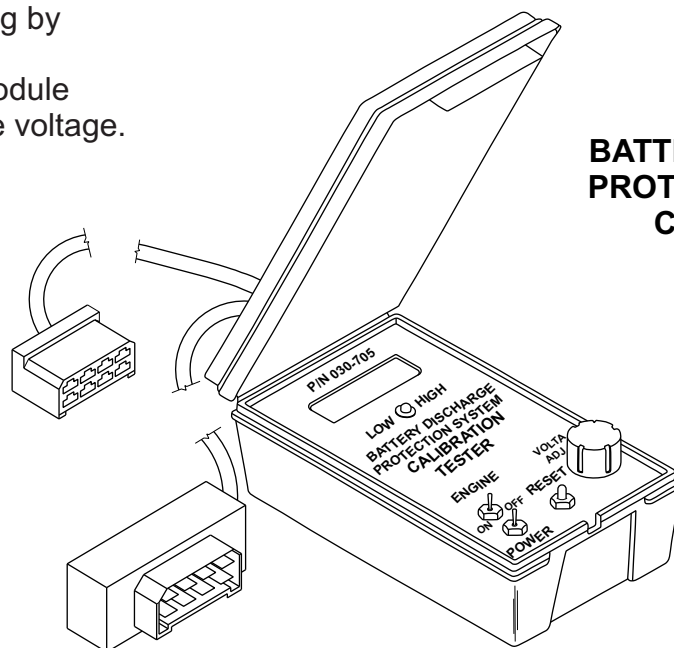
Mount in any convenient engine oil pressure port. Fitting P/N 063-042 is available that connects inline on back of mechanical pressure gauge.

5. System Harness

Harness includes connector that mates with module and color coded wire 6 feet in length that can be trimmed to match any application requirements. Included is wire conduit, required hardware and securing ties to complete the installation. Special harness is available upon request. (See diagram on page 4)

Calibration / Tester

A calibration / tester combination P/N 030-705 is available for module testing or adjusting by 1/10th of a volt. It quickly interconnects between module and harness using vehicle voltage.



**BATTERY DISCHARGE
PROTECTION SYSTEM
CALIBRATION
TESTER
P/N 030-705**

